

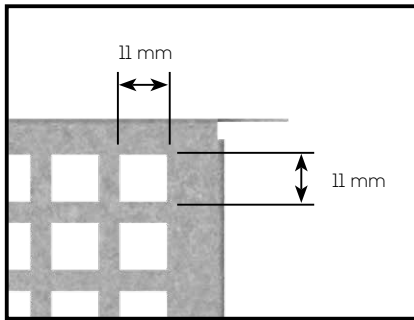
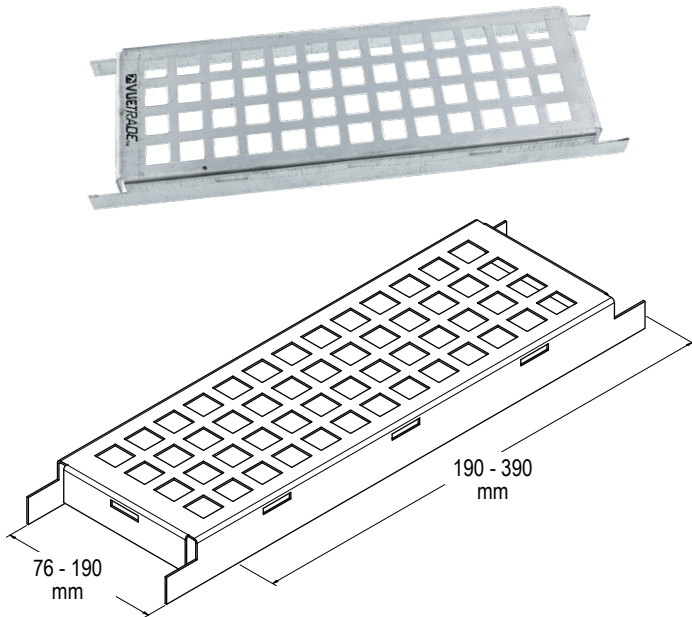


GALVANISED SUB FLOOR PUNCHED GRID VENTS

JUL23

Compliant with the requirements of NCC2022.

G GALVANISED



APPLICATION

VUETRADE Sub Floor Punched Grid Vents provide ventilation in brick and block walls. These vents are designed to be inserted into the wall during masonry construction.

SPECIFICATION

VUETRADE Sub Floor Punched Grid Vents are manufactured in G300 Z275 material with a thickness of 0.8mm.


Material: G300 Z275 Galvanised Steel

Hole Size: 11mm by 11mm (See figure below)

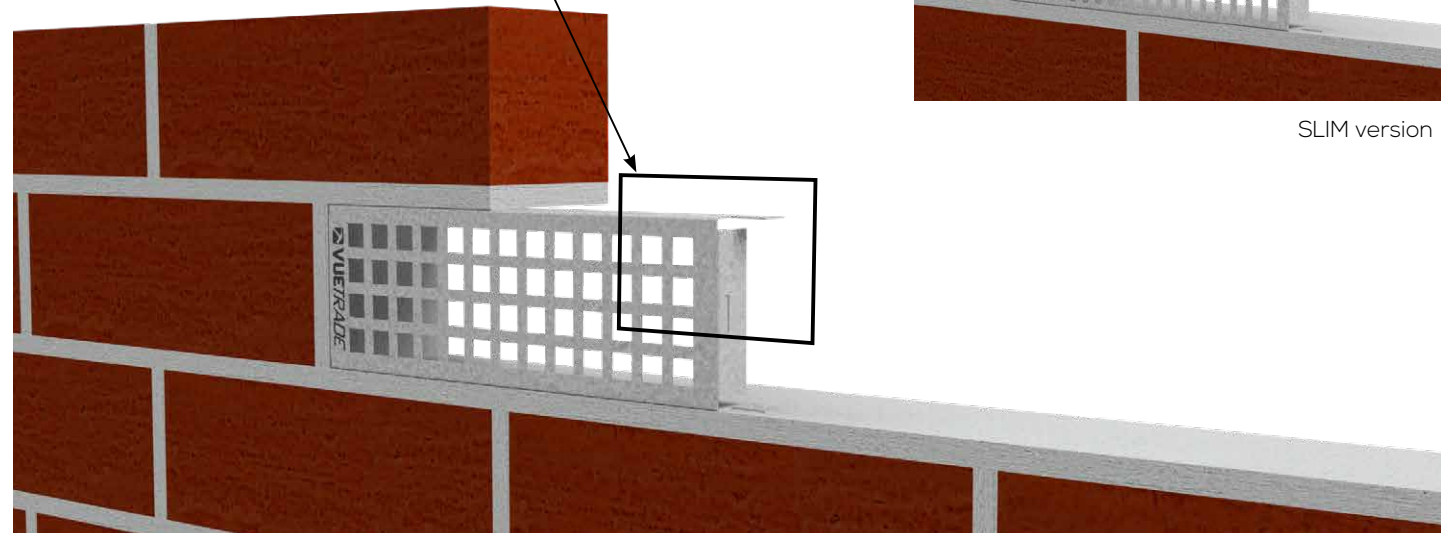
SIZES

Product Code	Size (mm)	Air Flow (mm ²)	Box Qty
VTSFV230X76	230 x 76	6 178	20
VTSFV230X76SLIM	230 x 76	7 615	20
VTSFV230X160	230 x 160	13 901	20
VTSFV190X90	190 x 90	6 535	20
VTSFV190X190	190 x 190	14 376	20
VTSFV390X90	390 x 90	13 663	20
VTSFV390X190	390 x 190	30 059	20

For areas that are prone to bush fires, an anti-spark mesh panel insert is also available to a rating of BAL-40 which will affect the above Air Flow details.



SLIM version





GALVANISED SUB FLOOR PUNCHED GRID VENTS

JUL23

**SUBFLOOR VENTILATION SIZE:
RECOMMENDED PRACTICE IN ACCORDANCE WITH THE
NATIONAL CONSTRUCTION CODE (NCC) 2022**

The National Construction Code 2022 specifies that all subfloors shall be fitted with ventilation to allow air flow in the subfloor spacing area. The code recommends that the subfloor punched vent be installed in accordance to the climatic zone shown in Figure 6.2.1a from ABCB Housing Provisions of the NCC 2022 below.

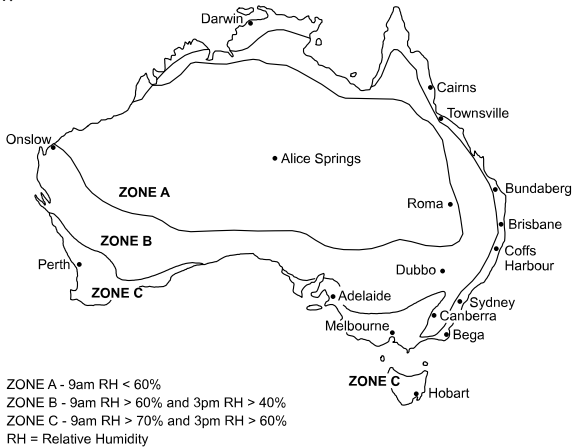


Figure 6.2.1a - Climatic zones based on relative humidity (Source: ABCB Housing Provisions, NCC 2022)

© Commonwealth of Australia and the States and Territories 2022, published by the Australian Building Codes Board.

Table 6.2.1a: Subfloor openings

Climatic zone	Minimum aggregate subfloor ventilation with no membrane (mm ² /m of wall)	Minimum aggregate Subfloor ventilation Openings with ground Sealed with Impervious membrane (mm ² /m of wall)
A	2000	1000
B	4000	2000
C	6000	3000

© Commonwealth of Australia and the States and Territories 2022, published by the Australian Building Codes Board.

The minimum required sub-floor ventilation per linear metre of wall is recommended in Table 6.2.1a in the ABCB Housing Provisions of the NCC 2022 to allow sufficient air flow within the subfloor space.

Taking an example of using the VUETRADE Subfloor Punched Vent 230 x 76mm (VTSFV230X76) on an 8m length wall on the ground with no membrane in Zone C of the climatic zone chart, the number of vents required as per NCC 2022 can be calculated as follows,

- Airflow of Punched Vent 230mm x 76mm: 6178mm²
- Calculate the total ventilation area required on the wall based on NCC 2022 minimum requirement based on desired wall length (8m in this example) = 8m x 6000mm²/m = 48000mm²
- Number of vents required (8m length wall) = Total ventilation area (mm²)/Air flow area of one vent (mm²) = 48000mm²/6178mm² = 7.76 ≈ 8 vents (rounded up)

INSTALLATION GUIDE (BASED ON NCC 2022)

The vents shall then be installed in even spacing along the length of the wall and no more than 600mm in from the corner. In areas which are prone to bushfire attack up to and including BAL-40, anti-spark stainless steel wire mesh shall be installed in the vent to prevent entry of ember or wind carried burning debris into the house through the subfloor vent. It is advisable to ensure the minimum ventilation requirement is met as the anti-spark wire mesh may restrict the total airflow required for ventilation.

NOTE:

The above guide serves as a design guide based on the National Construction Code 2022. Consult a qualified engineer or architect to ensure sufficient ventilation is provided for subfloor spacing, adhering to applicable local building codes and Australian Standards.

