




STAINLESS STEEL HOLD DOWN BRACKETS

JAN24

Compliant with the requirements of AS1684 and AS1720. Designed and tested to AS1649.

316 STAINLESS STEEL



APPLICATION

VUETRADE Stainless Steel Hold Down Bracket is a heavy duty multi-purpose building bracket that provides tie down resistance, often used in the construction of wall studs and roof trusses.

SPECIFICATION

VUETRADE Stainless Steel Hold Down Brackets are manufactured in 2mm Stainless Steel 316 and are specially made for coastal applications.

FASTENERS

Nails: Use only VUETRADE 30mm x 2.8mm Ø Stainless Steel Connector Plate Nails, **AND:**

Bolts: 1x M12 stainless steel bolt / rod.

M12 bolts must be used to tie down the bracket to the supporting plate.

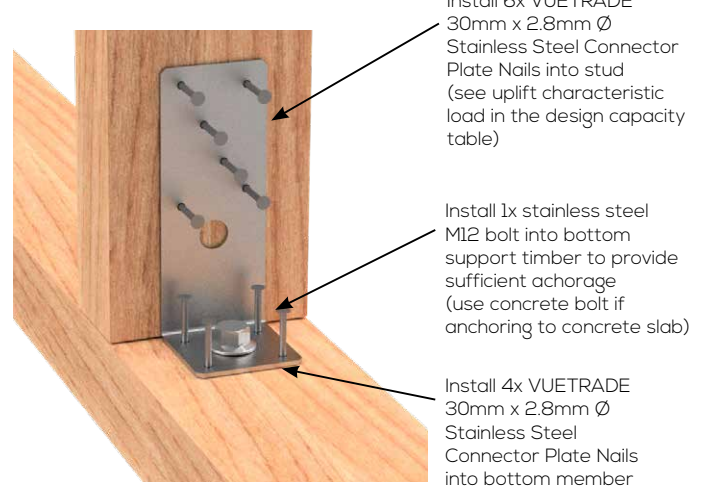
PRODUCT SIZES

Product Code	Size (mm)	Thickness (mm)	Box Qty
VTHDBSS	120 x 50 x 47	2.0	75

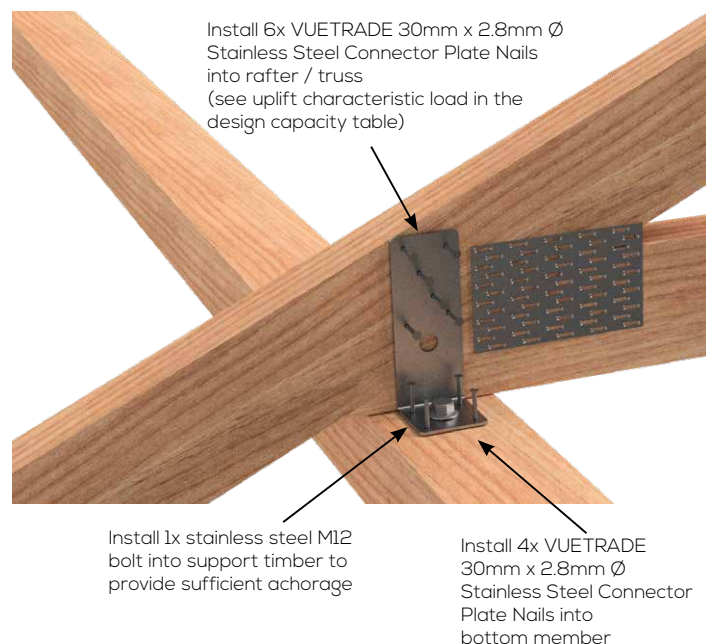
INSTALLATION AND NAILING SCHEDULE

1. Position and drill a 13mm hole through the support timber for M12 bolt.
2. Install suitable stainless steel M12 bolts onto support timber.
3. Install 6x VUETRADE 30mm x 2.8mm Ø Stainless Steel Connector Plate Nails into stud / rafter.
4. A square washer may be used with the M12 bolt.
5. Install 4x VUETRADE 30mm x 2.8mm Ø Stainless Steel Connector Plate Nails into bottom member.

BOTTOM PLATE FIXING



TRUSS / RAFTER TO TOP PLATE FIXING





STAINLESS STEEL HOLD DOWN BRACKETS

JAN24

DESIGN CAPACITY DATA

Table 1: Stainless Steel Hold Down Bracket Design Capacities

Load Directions	Design Capacity, N _{dj} (kN) for different timber species group					
	J3	J4	J5	JD3	JD4	JD5
Wind Uplift	4.6	3.3	2.5	6.5	4.6	3.8

NOTES:

1. Design capacities in Table 1 applies to VUETRADE Hold Down Brackets, where a minimum of 6 VUETRADE 30mm x 2.8mm Ø Galvanised Connector Plate Nails are installed in the vertical member of the connection and a M12 bolt for the horizontal member for maximum tie down capacity.
2. The design capacities are calculated based on the assumption that there is sufficient anchorage on the supporting member to resist wind uplift.
3. Design capacities in Table 1 are based on Category 1 joints where it is applicable for failures that would be unlikely to affect an area of greater than 25m². For Category 2 and Category 3 joints, design capacities from the table are multiplied by 0.941 and 0.882 respectively.
4. A pair of Hold Down Brackets may be used to double the design capacity tabulated above.
5. Only use stainless steel fasteners (nails and bolts) with Stainless Steel Hold Down Bracket, usage of other steel materials may lead to bimetallic corrosion.

