



VUEBOLT

MAY25

Engineered. Tested.
AS Compliant.

G GALVANISED



SIZES

Table 1: Available VUEBOLT sizes

Product Code	Working length (mm)	Diameter (mm)	Pack Qty
VUEBOLT90110	90 – 110mm	M10	2
VUEBOLT90110HD	90 – 110mm	M12	2
VUEBOLT110150	110 – 150mm	M12	2
VUEBOLT110150HD	110 – 150mm	M16	2
VUEBOLT150230	150 – 230mm	M16	2
VUEBOLT230360	230 – 360mm	M20	1
VTX50	VUEBOLT Torx Wrench T50		2
VUEBOLT90110HDBK *	90 – 110mm	M12	2
VUEBOLT110150HDBK *	110 – 150mm	M16	2
VUEBOLT150230BK *	150 – 230mm	M16	2

* BLACKOUT VUEBOLTS are manufactured in zinc-nickel coated carbon steel and the dome heads are black powder coated.

APPLICATION

VUEBOLT features a male and female bolt working together as a complete system, providing a quick, neat and concealed finish. Upon installation, the concealed feature leaves an unobstructed finish on both ends of post supports or timber.

The VUEBOLT serves as an alternative to:

- Cup Head Bolts
- Hex Head Bolts
- Coach Bolts
- Star Drive Bolts;

and is quick and easy to install using the T50 Wrenches as part of the VUEBOLT system.

SPECIFICATION

VUEBOLTS are manufactured from high quality carbon steel in accordance to Australian Standard AS1111.1:2015 / ISO 898-1 (same standard of property class 4.6)

As the VUEBOLT features a two-part system (male and female bolt), it is designed and tested to conform to the mechanical properties of a range of metric hexagon bolts of a similar size. Further details on the mechanical strength of the VUEBOLT will be specified in following section of technical data.



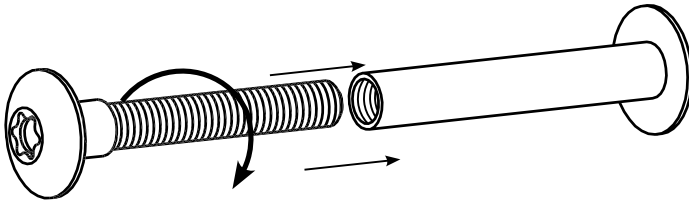


VUEBOLT

MAY25

INSTALLATION GUIDE

VUEBOLTS can be used in a wide range of applications where fastening between two members is required. For this document, an installation guide will be focused primarily on the usage of the VUEBOLT on a standard T-Blade Post Support.

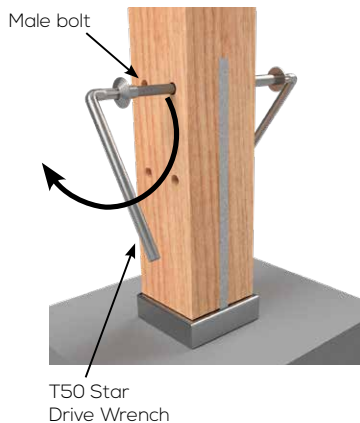
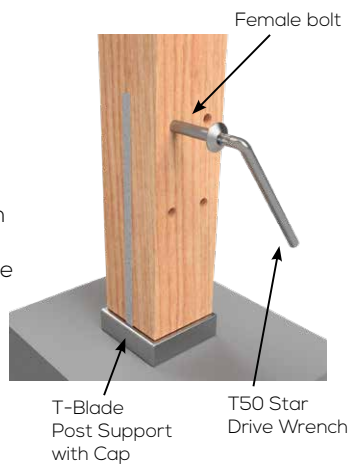


VUEBOLT - T-BLADE POST SUPPORT

Select a suitable bolt size for the application. Refer to Table 1 above for recommended working width and select the suitable size.

Install the FEMALE part of the VUEBOLT first and hold with one of the T50 star drive wrenches.

(The required T50 wrenches are available from VUETRADE in a twin pack, as a separate product of the VUEBOLT system).



On the opposite face, install the MALE part of the VUEBOLT, and fasten and tighten into the female bolt with the second T50 star drive wrench.

IMPORTANT: The bolts MUST be used in the designated size range, i.e. VUEBOLT 90110 must be used in working width of 90mm to 110mm. This is to ensure that there will be sufficient amount of thread between the male and female bolts to meet the minimum working strength.

VUEBOLT shall be installed such that the female bolts are always installed on the thickest member of the joint to minimise effect of stress concentration on VUEBOLT leading to shear failure.



DESIGN SPECIFICATION

VUEBOLT is designed carefully to meet the requirements of the following specific excerpts from Australian and ISO standards:

ISO 898-1 & AS1111.1:2015	- Mechanical properties and material specification
AS1684.2:2021 / AS1684.3:2021	- Corrosion protection requirements
ISO 724	- Metric thread dimensions
ISO 4042:2018	- Electroplating specification of Zinc-Nickel alloy
ISO 10664	- Design criteria of 6 shaped hexalobular driving head
AS4100:2020	- Bolt strength limit state

DESIGN CAPACITIES (PERFORMANCE-BASED CAPACITIES)

As the VUEBOLT is a unique bolt that behaves differently from a conventional hex head bolt, the design capacities designated for the VUEBOLT are treated as performance-based, obtained from lab testing results conducted in-house by VUETRADE following testing requirements outlined by ISO 898-1 *Mechanical properties of fasteners made of carbon steel and alloy steel, Part 1: Bolts, screws and studs with specified property classes - Coarse thread and fine pitch thread* along with sufficient capacity factors for bolted designs as specified in AS4100:2020 *Steel structures*.

Table 2: VUEBOLT Design Capacities

Product	Working Bolt diameter	Tensile Strength, (kN)	Shear Strength (kN)
VUEBOLT 90 - 110	M10	11.7	12.3
VUEBOLT 90 - 110 HD	M12	16.2	19.6
VUEBOLT 110 - 150	M12	16.2	19.6
VUEBOLT 110 - 150 HD	M16	25.9	28.7
VUEBOLT 150 - 230	M16	25.9	28.7
VUEBOLT 230 - 360	M20	40.0	50.0

NOTES:

1. A mechanical properties comparison between VUEBOLTS and standard hex bolts should not be compared as VUEBOLTS behave as a 2-parts system consisting of a female and male bolt screwed together. Mechanical properties of VUEBOLTS specified in this document should be consulted.

CORROSION PROTECTION

VUEBOLT is corrosion protected with zinc electro-galvanizing to meet the requirements set out by AS1111.1:2015 / ISO 898-1.

VUEBOLT meets and exceeds the corrosion protection requirements outlined in AS1684.2:2021 - *Residential timber-framed construction*, Clause 1.15.

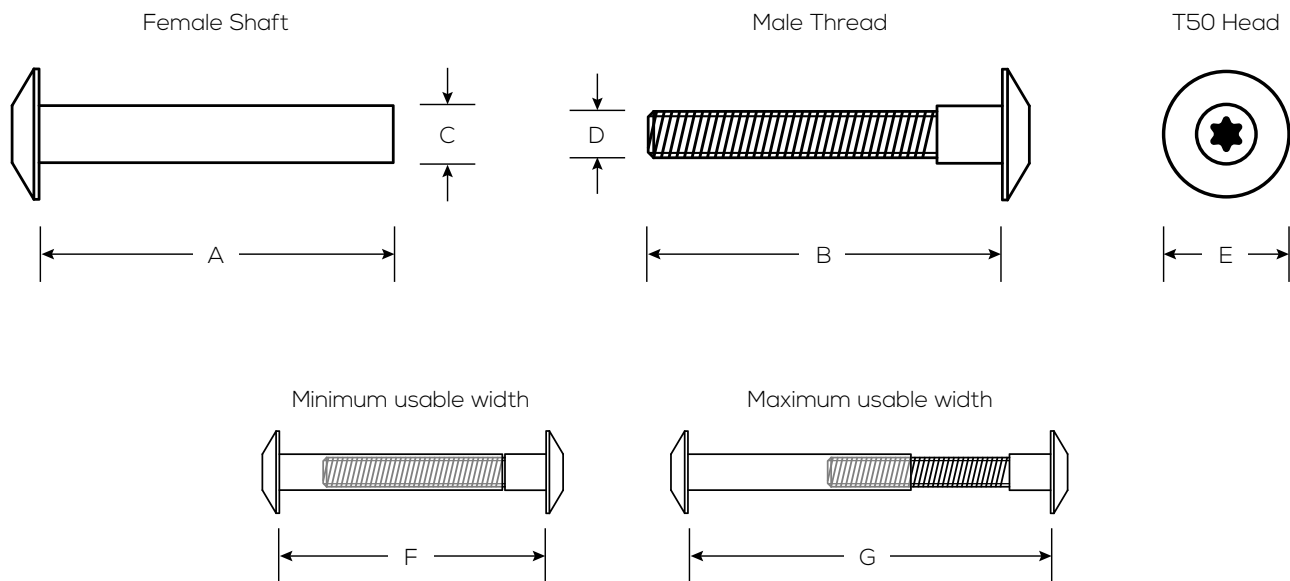
In order to reduce the risk of corrosion issues when installed with green hardwood, we recommend the use of Stainless Steel VUEBOLTS for increased resistance.





VUEBOLT

MAY25



	A	B	C	D	E	F	G
M10 x 90 - 110 mm	65mm	65mm	10.5mm Ø	M8 Internal Thread	24mm Ø	90mm	110mm
M12 x 90 - 110 mm	65mm	65mm	12.5mm Ø	M10 Internal Thread	24mm Ø	90mm	110mm
M12 x 110 - 150 mm	85mm	85mm	12.5mm Ø	M10 Internal Thread	24mm Ø	110mm	150mm
M16 x 110 - 150 mm	85mm	85mm	16.5mm Ø	M12 Internal Thread	32mm Ø	110mm	150mm
M16 x 150 - 230 mm	125mm	125mm	16.5mm Ø	M14 Internal Thread	30mm Ø	150mm	230mm
M20 x 230 - 360 mm	205mm	205mm	20.5mm Ø	M16 Internal Thread	38mm Ø	230mm	360mm

