



STAINLESS STEEL BOLT DOWN POST SUPPORTS

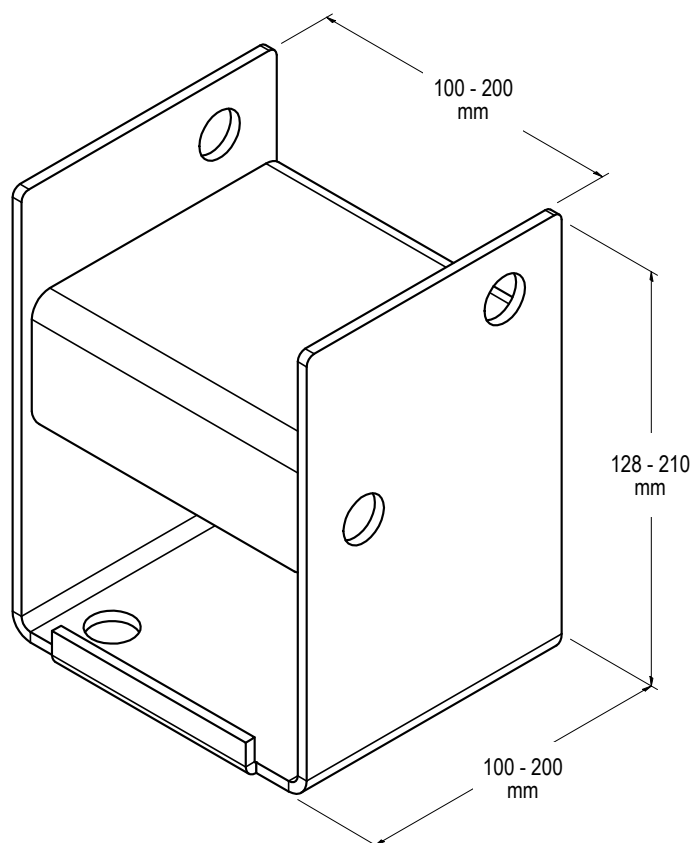
OCT25

Compliant with the requirements of AS1720.

304 STAINLESS STEEL

316 STAINLESS STEEL

BOLTED TO CONCRETE



APPLICATION

Stainless Steel Bolt Down Post Supports are anchors ideal for bolting down timber posts in coastal areas.

SPECIFICATION

VUETRADE Stainless Steel Bolt Down Post Supports are available in SS304 and SS316 with a plate thickness of 3mm (100mm Bolt Downs) and 4mm (rest of range).

FASTENERS

Saddle: 2x Stainless Steel VUEBOLT or appropriate M12 bolts with hex nuts

Base: 2 / 4x M12 stainless steel concrete bolts or equivalent in specified bolt holes*

* Stirrup Sizes 125mm and larger will have 4x bolt holes in base.

Only use stainless steel fasteners (bolts) with stainless steel post support, usage of other steel materials may lead to bimetallic corrosion.

SIZES

Product Code	Stirrup Size (mm)	Saddle & Base Thickness (mm)	Box Qty
VBPS100SS	100	3	10
VBPS115SS	115	4	10
VBPS125SS	125	4	10
VBPS135SS	135	4	10
VBPS140SS304	140	4	1
VBPS150SS304	150	4	1
VBPS200SS	200	4	10

Codes above are for Stainless Steel 304 products, for Stainless Steel 316 add '316' to the end of the code.

NOTE:

'Tea-staining' is a cosmetic issue with some VUETRADE Stainless Steel Post Supports (more prevalent in SS304) but this does not affect the structural integrity or material lifetime of the post support.



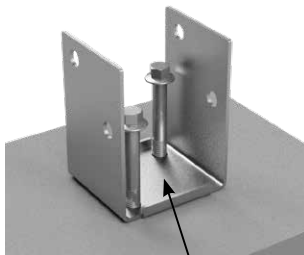


STAINLESS STEEL BOLT DOWN POST SUPPORTS

OCT25

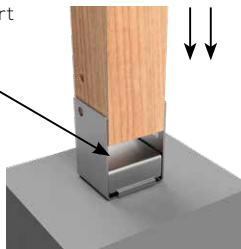
INSTALLATION GUIDE AND BOLT FIXING SCHEDULE

Drill 2x 13mm Ø holes
in timber to fit M12 bolts



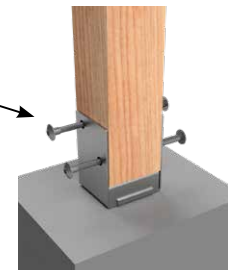
Install 2 / 4x M12 stainless
steel concrete bolts or
equivalent to ground

Cover post support
with supplied cap



Slide timber to
post support

Install 2x Stainless
Steel VUEBOLT or
appropriate M12 bolts
fastened with hex nuts



NOTES:

1. Ensure that suitable Stainless Steel M12 concrete bolts are used when bolting post support to ground.
2. VUEBOLT may be used as an alternative to standard M12 bolts when fixing post support to timber posts for a concealed and smooth finish.

DESIGN CAPACITY DATA

Table 1: Design Capacity of Stainless Steel Bolt Down Post Support in different joint groups

Load Case	Design Capacity, Ndj (kN)					
	J3	J4	J5	JD3	JD4	JD5
Uplift capacity	9.4	7.5	6.5	11.8	9.4	8.2

NOTES:

1. Ensure that suitable M12 stainless steel concrete bolts are used when bolting post support to ground.
2. Use only stainless steel bolts with stainless steel post support, usage of other steel materials bolt with stainless steel post support may lead to bimetallic corrosion.
3. Fixing of stainless steel VUEBOLT may be used as an alternative to standard M12 bolts when fixing post support to timber posts for smooth architectural finish.
4. Design capacity in the above table applies to VUETRADE Post Supports where 2x M12 SS bolts are installed and tightly fastened with hex nuts.
5. Bolts at the base of the post supports must have sufficient anchorage to resist wind uplift.
6. Timber post dimensions must have a minimum dimension of 100mm by 100mm section.
7. Design capacities in both tables are for forces in the vertical direction (wind uplifts) only and are obtained under test conditions defined in AS1649:2025 - *Timber - Methods of test for mechanical fasteners and connectors* & uplift capacity requirements outlined in AS1720.1-2010 - *Timber structures, Part 1: Design methods*.
8. VUETRADE Post Supports should only be used to resist wind uplift / dead load as specified in the TDS and should not be assumed to provide lateral stability. Sufficient bracing should be provided and approved by a structural engineer for lateral stability.
9. Design capacity of post support may be limited by the withdrawal tensile capacity of concrete bolts used to fasten post support to concrete ground. Ensure that suitable concrete bolts are used for above design capacity to be valid.

