



# GALVANISED HALF STIRRUP POST SUPPORTS

OCT25

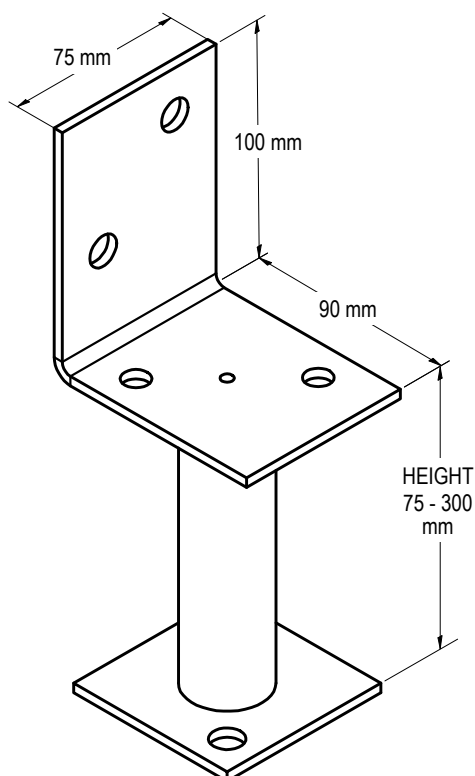
Compliant with the requirements of AS1684 and AS1720.

## G GALVANISED

**BOLTED TO CONCRETE**



**CAST INTO CONCRETE**



## APPLICATION

Half Stirrup Post Supports are brackets ideal for fixing timber posts to a base, especially where the post can only be accessed from one side for bolting.

## SPECIFICATION

VUETRADE Galvanised Half Stirrup Post Supports are manufactured in G300 steel and corrosion protected with Hot-Dipped Galvanised.

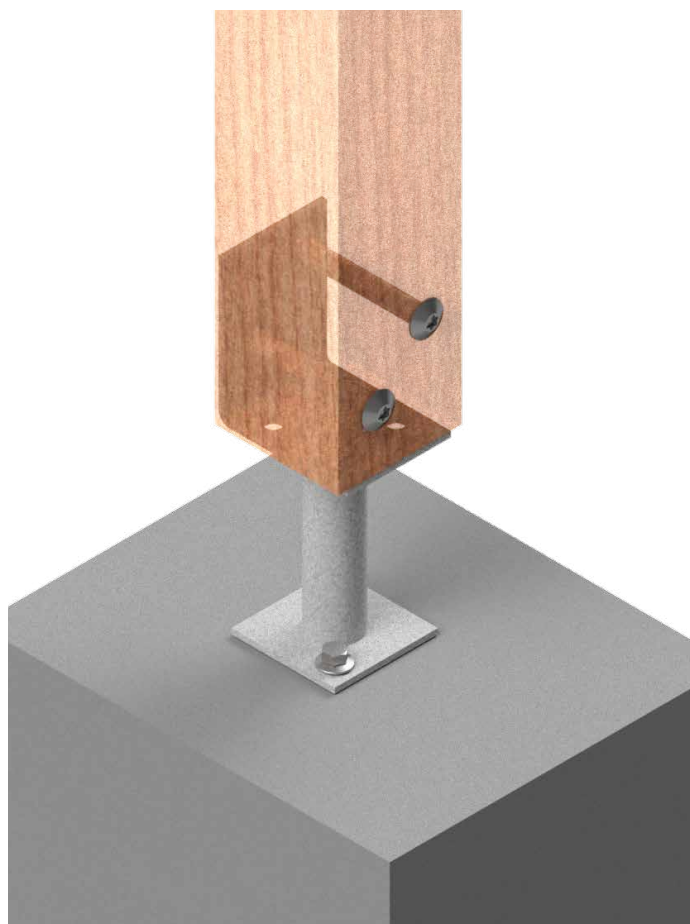
## FASTENERS

**Saddle:** 2x Zinc-Nickel Coated VUEBOLT or appropriate M12 bolts with hex nuts

**Base:** 2x M12 concrete bolts or equivalent

## SIZES

Product Code	Height (mm)	Box Qty
VHSPS75	75	10
VHSPS125	125	10
VHSPS200	200	10
VHSPS250	250	10
VHSPS300	300	10

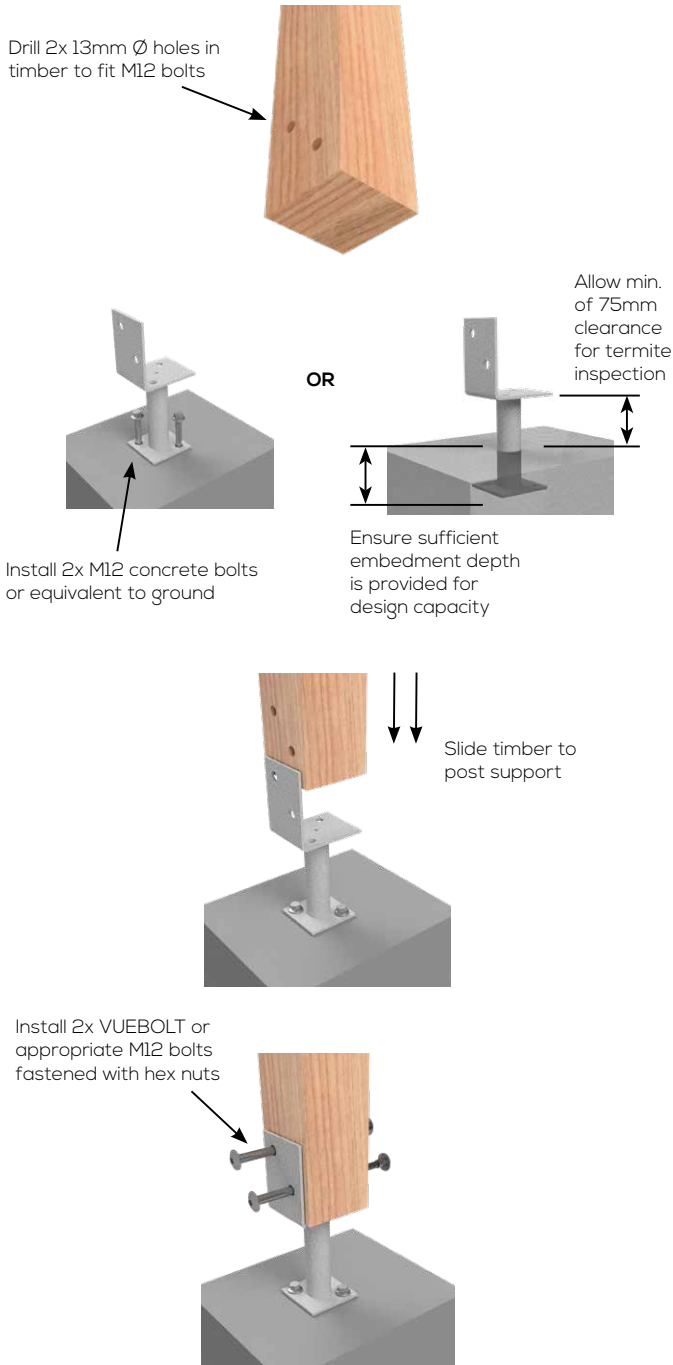




## GALVANISED HALF STIRRUP POST SUPPORTS

OCT25

### INSTALLATION GUIDE AND BOLT FIXING SCHEDULE



#### NOTES:

1. Embedment depth of VUETRADE Post Support should be determined and calculated by a Structural Engineer to achieve the reported design load. This usually depends on the type of concrete used, aggregate ratio etc.
2. 75mm clearance must be provided to conform to the requirements set out by AS3660.1:2014 - *Termite management, Part 1: New building work*.

### DESIGN CAPACITY DATA

Table 1: Half Stirrup Post Support design capacities

Load Case	Design Capacity, $N_{dj}$ (kN)					
	J3	J4	J5	JD3	JD4	JD5
Uplift capacity	6.3	5.0	4.3	7.9	6.3	5.5

#### NOTES:

1. Design capacity in Table 1 applies to VUETRADE Post Supports where 2x M12 bolts are installed and tightly fastened with nuts.
2. Timber posts must have minimum dimensions of 90mm by 90mm section and shall be installed flat to the base of the post support.
3. Design capacities for post supports bolted or cast into concrete are based on assumption that there is sufficient anchorage in the concrete to resist the pull-out force imposed by wind loading.
4. Design capacities in the above table are for wind uplift (vertical force direction) only and are obtained under strict in-house test conditions defined by AS1649:2025 - *Timber - Methods of test for mechanical fasteners and connectors* & uplift capacity requirements outlined in AS1720.1-2010 - *Timber structures, Part 1: Design methods*.
5. VUETRADE Post Supports should only be used to resist wind uplift / dead load as specified in the TDS and should not be assumed to provide lateral stability. Sufficient bracing should be provided and approved by a structural engineer for lateral stability.
6. Design capacity of post support may be limited by the withdrawal tensile capacity of concrete bolts used to fasten post support to concrete ground. Ensure that suitable concrete bolts are used for above design capacity to be valid.

